adertech

EXT-UB32CWP-TR

USB 3.2 Gen 1 Extender

(EU/UK 2-GANG Wall Plate + Box)

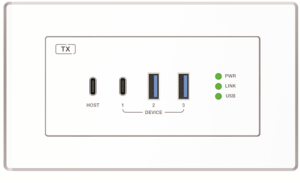



User manual

VER 1.0

Thank you for purchasing this product

We have done everything possible to ensure that our equipment pleases our consumers. When solving any problems in the operation and connection ADERTECH equipment, it is best to contact authorized companies and specialists who work with our equipment. Our equipment is intended for professional use, so you have professional skills in using such equipment. ADERTECH is a manufacturer of a wide range of multimedia solutions.

Surge protection device recommended

This product contains sensitive electrical components that may be damaged by electrical spikes, surges, electric shock, lighting strikes, etc. Use of surge protection systems is highly recommended in order to protect and extend the life of your equipment.

Table of Contents

1. Introduction..... 1
2. Features..... 1
3. Package Contents..... 1
4. Specifications..... 2
5. Product Dimensions..... 3
6. Operation Controls and Functions..... 3
   5.1 Transmitter Panel..... 3
   5.2 Receiver Panel..... 4
7. Application Example..... 6

1. Introduction

This USB Extender can extend USB 3.2 Gen 1 signal to a distance up to 100m/328ft via a single CAT6a cable. The wall plate (transmitter) features one USB-C host port, one USB-C and two USB-A device ports. The box (receiver) features two USB-C and two USB-A device ports. Bi-directional 24V PoC (Power over Cable) function allows user to only supply power to either the transmitter or the receiver.

It can be widely used for long distance USB signal transmission between USB sources and devices like webcams, PTZ cameras, keyboards, mouse devices, USB microphones, flash sticks, printers, scanners, touch panel displays and other USB devices.

2. Features

- ☆ EU/UK 2-GANG wall plate (transmitter) and box (receiver)
- ☆ Extension of USB 3.2 Gen 1 up to 100m/328ft via CAT6a cable
- ☆ USB 3.2 Gen 1 connectivity with data transfer rate up to 5Gbps
- ☆ Backwards compatible with USB 2.0 and 1.1
- ☆ Hardware acceleration for isochronous and bulk transfer
- ☆ TX features 1x USB-C host port, 1x USB-C (5V@1.5A) and 2x USB-A device ports (5V@1.5A)
- ☆ RX features 2x USB-C (1x 5V@1A and 1x 5V@1.5A) and 2x USB-A device ports (1x 5V@1A and 1x 5V@1.5A)
- ☆ Support firmware upgrade via USB-C service port
- ☆ Support FSYNC GPIO pass-through for industry camera use
- ☆ Support bi-directional 24V PoC (Power over Cable), when TX or RX gets power, the other end does not need an external power supply
- ☆ Plug-and-play, with no driver download or software installation required

3. Package Contents

① 1× USB 3.2 Gen 1 Extender (Transmitter)
② 1× USB 3.2 Gen 1 Extender (Receiver)
③ 1× 24V/3.75A Power Supply
④ 4× Machine Screw (KM3*4)
⑤ 2× Mounting Ear
⑥ 1× User Manual

4. Specifications

Technical	
USB Protocol	USB 3.2 Gen 1
Transmission Rate	Up to 5Gbps
Transmission Distance	100m/328ft via CAT6a (F/FTP) cable 1.5m/4.9ft via USB cable
ESD Protection	IEC 61000-4-2: ±8kV (Air-gap discharge), ±4kV (Contact discharge)
Connections	
Transmitter	Input: 1× HOST [USB Type C, 24-pin female] Output: 1× USB-C DEVICE [USB Type C, 24-pin female] 2× USB-A DEVICE [USB Type A, 9-pin female] 1× HDBT-USB3 [RJ45 connector, 24V PoC] Control: 1× RS-232 [3pin-3.5mm phoenix connector] 1× FSYNC [1pin-3.5mm phoenix connector] 1× SERVICE [USB Type C, firmware update port]
Receiver	Input: 1× HDBT-USB3 [RJ45 connector, 24V PoC] Output: 2× USB-A DEVICE [USB Type A, 9-pin female] 2× USB-C DEVICE [USB Type C, 24-pin female] Control: 1× RS-232 [3pin-3.5mm phoenix connector] 1× FSYNC [1pin-3.5mm phoenix connector] 1× SERVICE [USB Type C, firmware update port]
Mechanical	
Housing	Metal Enclosure
Color	TX: White Panel + Silver Enclosure; RX: Black
Dimensions	TX: 146mm [W] × 85mm [H] × 37mm [D] RX: 100mm [W] × 85mm [D] × 25.5mm [H]
Weight	TX: 340g; RX: 275g
Power Supply	Input: AC 100~240V 50/60Hz; Output: DC 24V/3.75A
Power Consumption	TX: 27W (Max); RX: 35W (Max); TX+RX: 72W (Max, including line loss)
Operating Temperature	0°C ~ 40°C / 32°F ~ 104°F
Storage Temperature	-20°C ~ 60°C / -4°F ~ 140°F
Operating Humidity	20%~80% relative humidity, non-condensing
Storage Humidity	10%~90% relative humidity, non-condensing

5. Product Dimensions

Transmitter (Unit: mm):

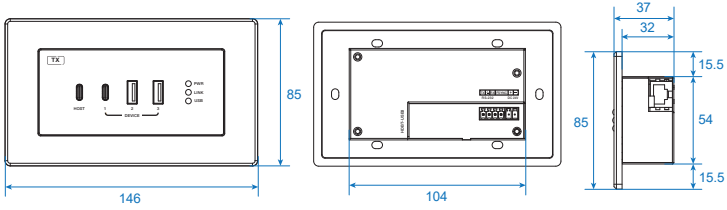

Receiver (Unit: mm):

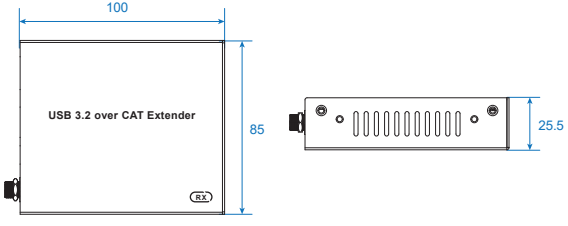

6. Operation Controls and Functions

6.1 Transmitter Panel

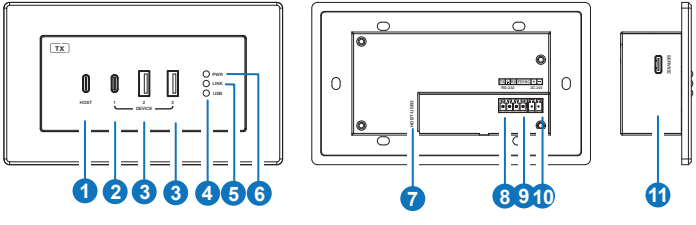

No.	Name	Function Description
1	HOST	Upstream USB-C port, connected to PC or host. It can be used for HUB firmware update.
2	USB DEVICE 1	Downstream USB-C port, with output power up to 5V/1.5A. Connects to USB device such as U disk or hard disk.
3	USB DEVICE 2/3	Downstream USB-A ports, with output power up to 5V/1.5A. Connect to USB devices such as U disk or hard disk.
4	USB LED	USB signal indicator. ▪ **On:** USB 3.0 signal is detected. ▪ **Blinking:** USB 2.0 signal is detected. ▪ **Off:** USB signal is not detected.
5	LINK LED	Connection signal indicator. ▪ **On:** Transmitter and Receiver are connected and linked. ▪ **Off:** Transmitter and Receiver are not connected.
6	Power LED	The LED will be on when the transmitter is powered on.
7	HDBT-USB3	Connects to the HDBT-USB3 port on Receiver with CAT6a cable. It can also be used for 24V PoC power supply.
8	RS-232	3pin 3.5mm phoenix connector, connected to a PC or control system for RS-232 command pass-through.
9	FSYNC	FSYNC port, the level pass through from Transmitter to Receiver, to synchronize the external devices. Default level range is 0~5V.
10	DC 24V	2pin 3.5mm phoenix connector, used for DC 24V power input.
11	SERVICE	USB-C port, supporting USB 2.0. Used for software upgrade of HUB and HDBT-USB3 chip.

6.2 Receiver Panel

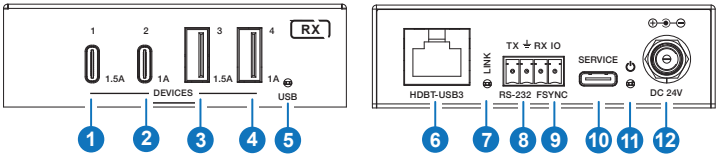

No.	Name	Function Description
1	USB DEVICES 1	Downstream USB-C port, with output power up to 5V/1.5A. Connects to USB device such as U disk or hard disk.
2	USB DEVICES 2	Downstream USB-C port, with output power up to 5V/1A. Connects to USB device such as U disk or hard disk.
3	USB DEVICES 3	Downstream USB-A port, with output power up to 5V/1.5A. Connects to USB device such as U disk or hard disk.
4	USB DEVICES 4	Downstream USB-A port, with output power up to 5V/1A. Connects to USB device such as U disk or hard disk.
5	USB LED	USB signal indicator. ▪ **On:** USB 3.0 signal is detected. ▪ **Blinking:** USB 2.0 signal is detected. ▪ **Off:** USB signal is not detected.
6	HDBT-USB3	Connects to the HDBT-USB3 port on Transmitter with CAT6a cable. It can also be used for 24V PoC power supply.
7	LINK LED	Connection signal indicator. ▪ **On:** Transmitter and Receiver are connected and linked. ▪ **Off:** Transmitter and Receiver are not connected.
8	RS-232	3pin phoenix connector, connected to a PC or control system for RS-232 command pass-through.
9	FSYNC	FSYNC port, the level pass through from Transmitter to Receiver, to synchronize the external devices. Default level range is 0~5V.
10	SERVICE	USB-C port for firmware update, supporting USB 2.0.
11	Power LED	The LED will be on when the receiver is powered on.
12	DC 24V	DC 24V/3.75A power input port.

7. Application Example

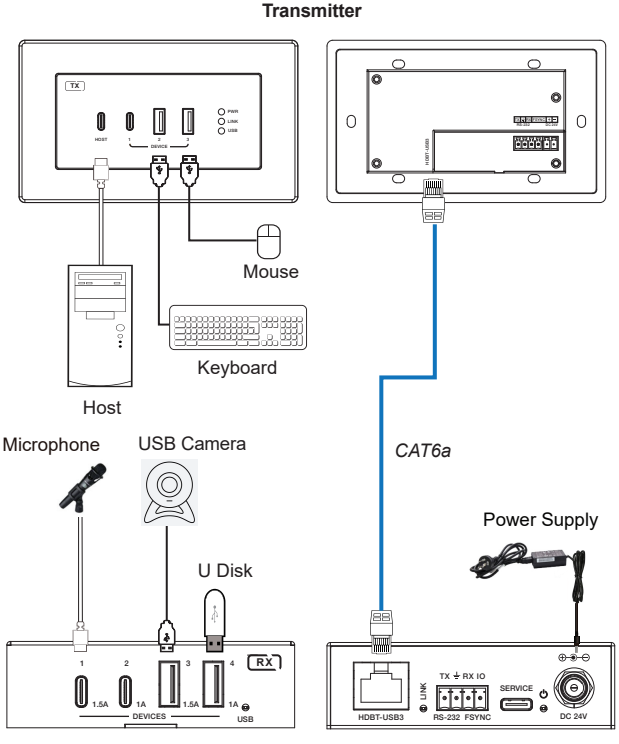

All trademarks are the property of their respective owners. ADERTECH is not responsible for any errors that may appear in this document.publication. Product, pricing and feature information contained herein is subject to change without notice.

© 2023 ADERTECH Co Ltd. The ADERTECH logo and associated visual identity are trademarks or registered trademarks of ADERTECH and/or its affiliates